



Oil levels and oil checking on the V-TUF XHDH100 pump and petrol engine pressure washer



1. Pump oil filler cap.
2. Pressure & flow adjustor.
3. High pressure hose connection
4. Water supply hose connection
5. Pump oil level (See how to check pump oil level below)
6. Inlet filter inspection cap
7. Engine oil filter cap


To check the oil pump oil level:

1. Remove the oil filler plug (pos.1)
2. Please note the oil level is approximately halfway up the pump transmission oil housing.
3. So, tip the machine forward at the angle shown (below) and the oil should start wanting to pour out the oil filler hole. That is the correct oil level.



Oil levels and oil checking on the V-TUF XHDH100 pump and petrol engine pressure washer

To check engine oil:



Unscrew the oil filler cap (Pos. 7)



Check the oil level. It should reach to the edge of the oil filler neck (see green mark)

If the oil is low, top up with the recommended oil.